

12W Series of Switching Power Adaptor

**SPEC LIN
Enterprise Co., Ltd.**

REV DATE: 2009.03.18



FEATURES

- High Efficiency
- High Reliability
- Low Ripple Noise
- Good Output Regulation
- Over Power Protection
- Short Circuit Protection
- Fit Multiple Plug Strip

INPUT SPEC.

Input Voltage Range 90Vac~264Vac
 Input Frequency Range 47~63Hz
 Input Current 0.5A(MAX.)

(EN 60950-1 Standard.)

OUTPUT SPEC. (could be E for models sold in DE, U for models sold in CA/USA, B for models sold in BS, C for models sold in CCC)

(TUV No.:S1 50100538 CE No.:C421103 UL No. E218367 CEC No.:NSS-I070202003 CB No.: JPTUV-017824 FCC No.: E0609617E BS No.: T50112275 S-mark No.:RA2881416)

No.	Model No.	INPUT(AC)	OUTPUT(DC)		TUV/	UL/C	BS	CB	SA	CC	PSE	BSM	GOST	S-mark
		Full Range Voltage (V)	Full Load(mA)	CE Listed	FCC/CEC Listed	/Listed	UL Listed	Listed	Listed	A List	C List	Listed		
1	SL-0106-5V1.2A	100~240V	5	1200	●	●	●	●	●	●	●	●	●	●
2	SL-0106-5V1.5A	100~240V	5	1500	●	●	●	●	●	●	●	●	●	●
1	SL-0106-5V2A	100~240V	5	2000	●	●	●	●	●	●	●	●		●
3	SL-0106-6V1.5A	100~240V	6	1500	●	●	●	●	●	●	●			●
4	SL-0106-6V1A	100~240V	6	1000	●	●	●	●	●	●	●			●
5	SL-0106-6V1.2A	100~240V	6	1200	●	●	●	●	●	●	●			●
6	SL-0106-7.5V1A	100~240V	7.5	1000	●	●	●	●	●	●	●			●
7	SL-0106-7.5V1.5A	100~240V	7.5	1500	●	●	●	●	●	●	●			●
8	SL-0106-9V0.6A	100~240V	9	600	●	●	●	●	●	●	●			●
9	SL-0106-9V0.7A	100~240V	9	700	●	●	●	●	●	●	●			●
10	SL-0106-9V0.75A	100~240V	9	750	●	●	●	●	●	●	●			●
11	SL-0106-9V0.8A	100~240V	9	800	●	●	●	●	●	●	●			●

12	SL-0106-9V1A	100~240V	9	1000	●	●	●	●	●	●	●		●
13	SL-0106-10.5V0.85A	100~240V	10.5	850	●	●	●	●	●	●	●		●
14	SL-0106-10.5V1A	100~240V	10.5	1000	●	●	●	●	●	●	●		●
15	SL-0106-12V0.5A	100~240V	12	500	●	●	●	●	●	●	●		●
16	SL-0106-12V0.8A	100~240V	12	800	●	●	●	●	●	●	●		●
17	SL-0106-12V1A	100~240V	12	1000	●	●	●	●	●	●	●		●

EMI/RFI FCC part 15,
 Subpart J Class B

Leakage Current 250 μ A max@240Vac/50HZ

Hold-up Time 12ms min@115Vac full load

Input Connector Wall mount

Cable Length 1.8M

ENVIRONMENTAL SPEC.

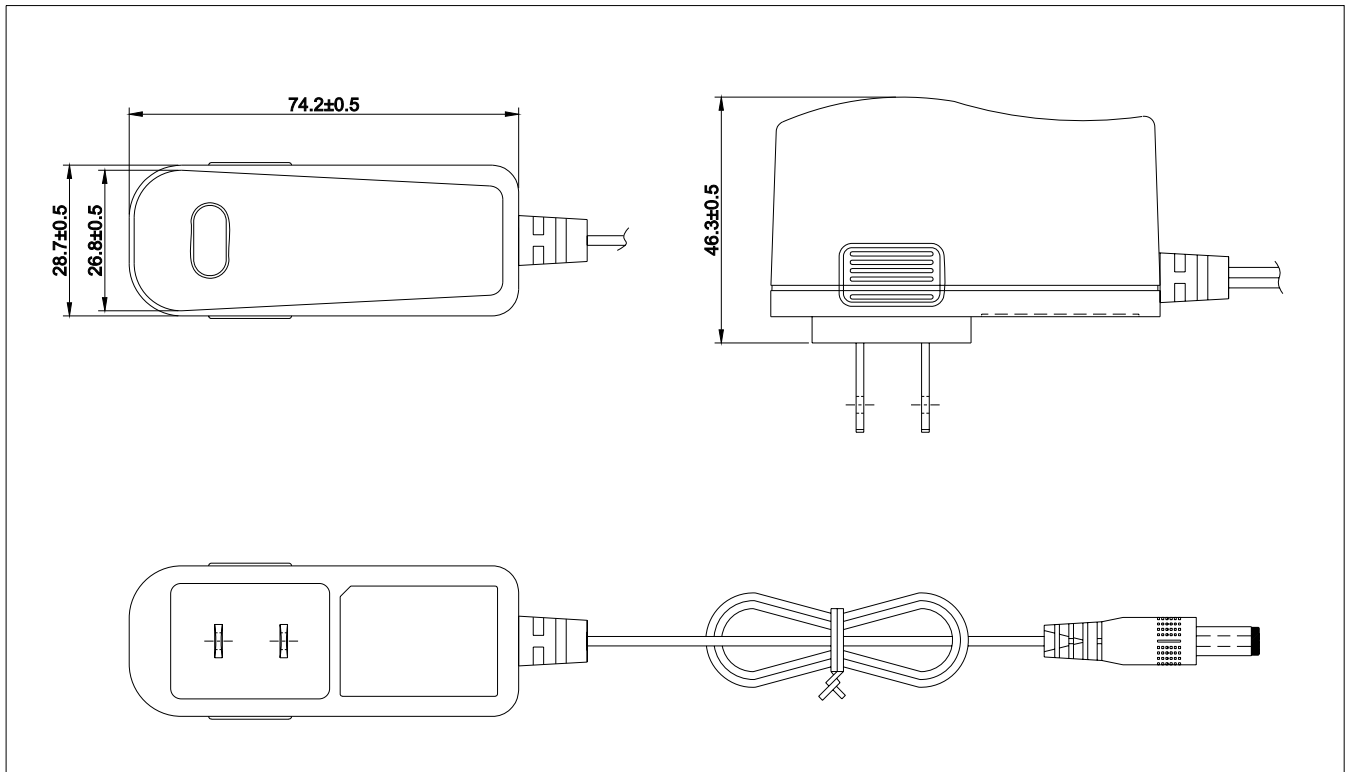
Operating Temperature : 0°C to + 40°C

Storage Temperature : - 20°C to + 80°C

12W Series of Switching Power Adaptor

**SPEC LIN
Enterprise Co., Ltd.**
REV DATE: 2009.03.18

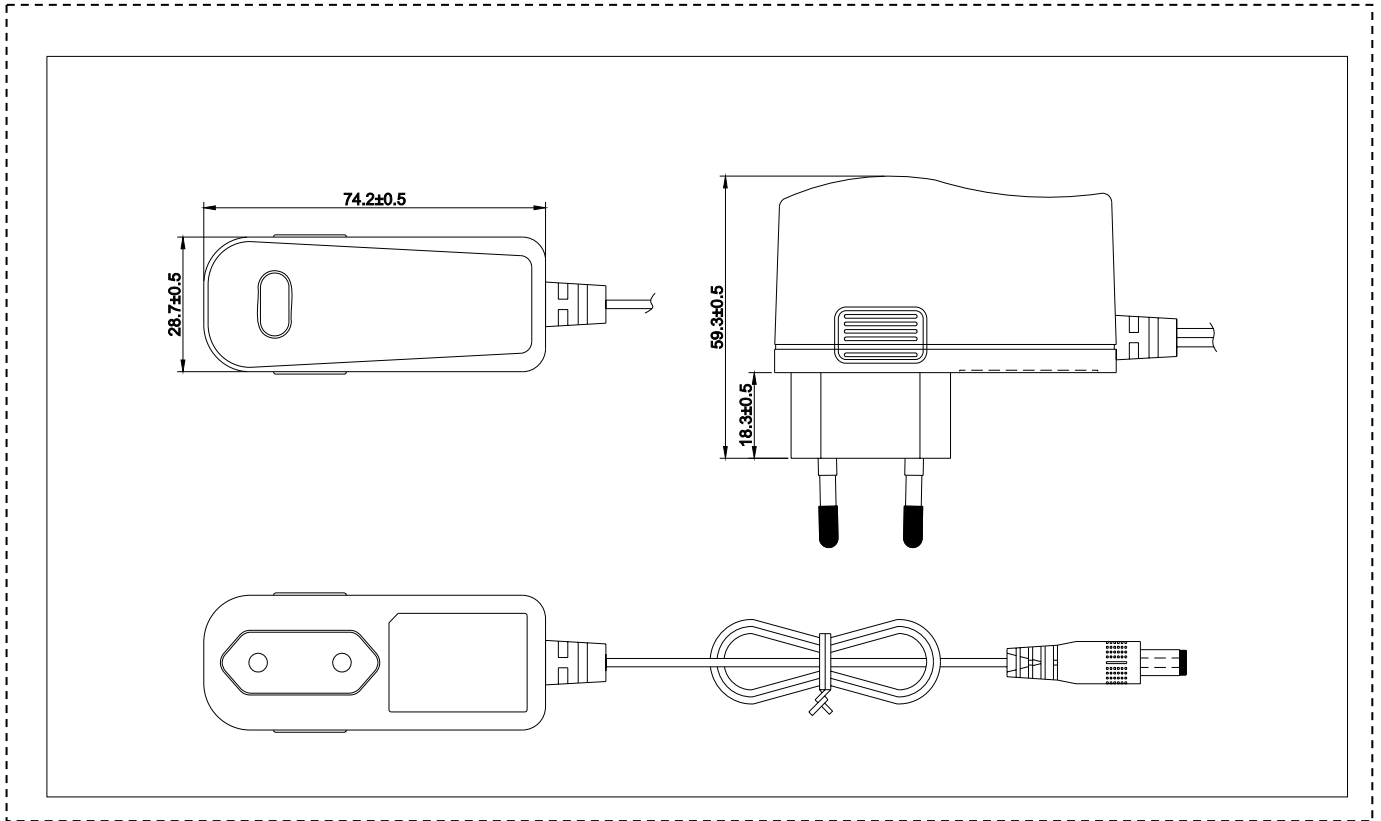
OUTLINE DRAWING for CA/USA (mm)



12W Series of Switching Power Adaptor

**SPEC LIN
Enterprise Co., Ltd.**
REV DATE: 2009.03.18

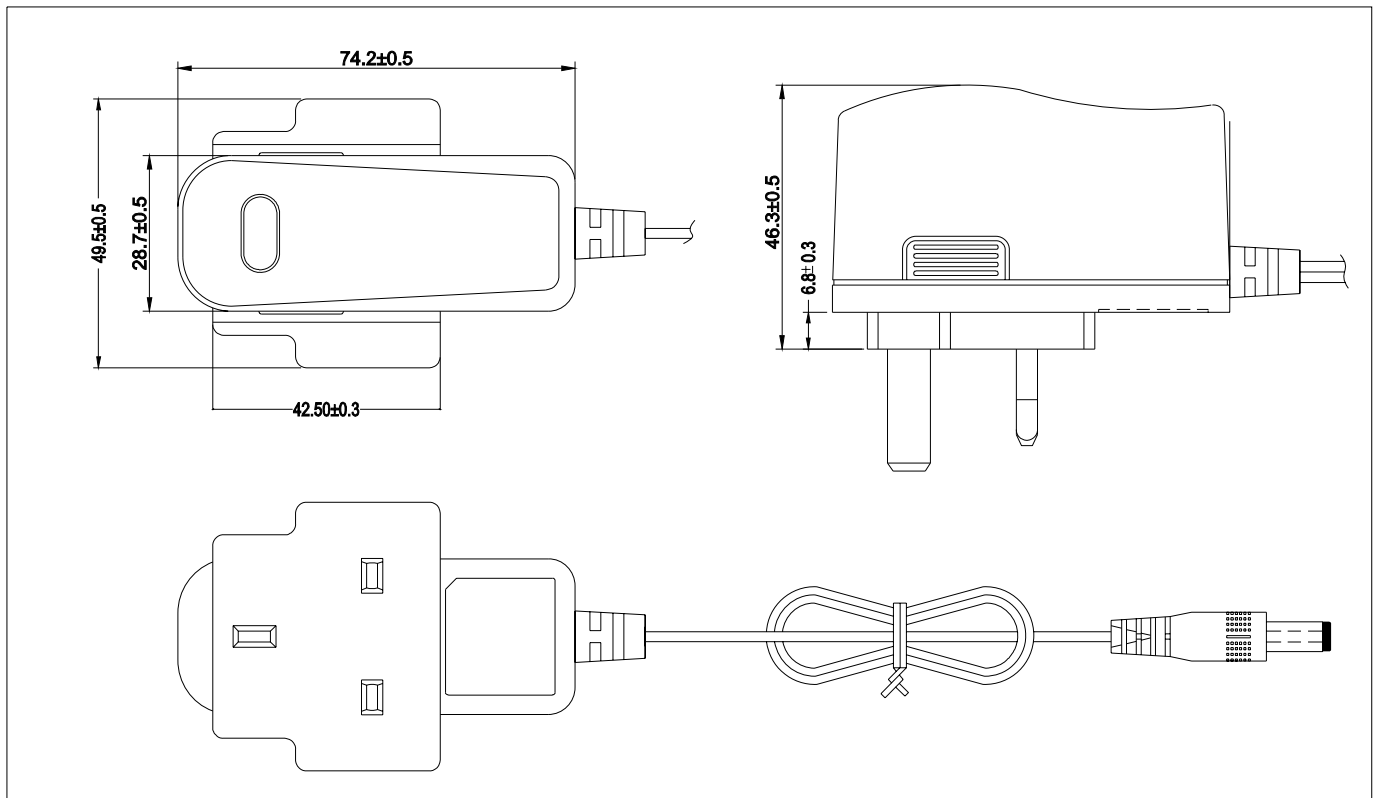
OUTLINE DRAWING for DE (mm)



12W Series of Switching Power Adaptor

**SPEC LIN
Enterprise Co., Ltd.**
REV DATE: 2009.03.18

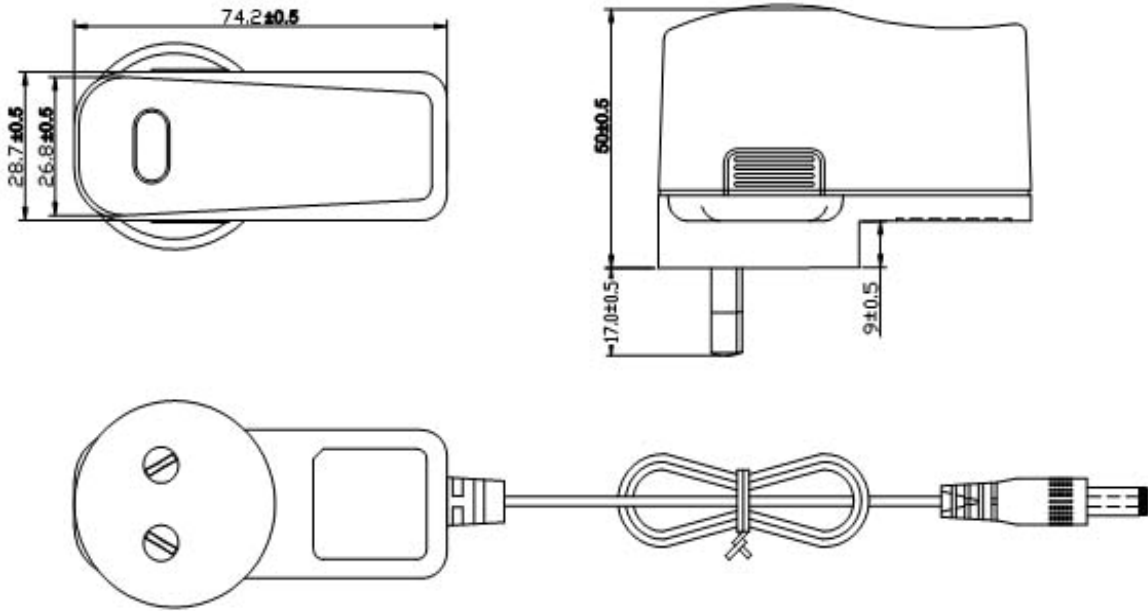
OUTLINE DRAWING for BS (mm)



12W Series of Switching Power Adaptor

**SPEC LIN
Enterprise Co., Ltd.**
REV DATE: 2009.03.18

OUTLINE DRAWING for ASS (mm)



12W Series of Switching Power Adaptor

**SPEC LIN
Enterprise Co., Ltd.**
REV DATE: 2009.03.18

OUTLINE DRAWING for CCC (mm)

