

OUTPUT SPEC.

No.	Model No.	INPUT(AC)	OUTPUT(DC)		TUV&CE	CB	BSMI	FCC	UL& CUL	CCC	SAA	PSE	BS
		Full Range	Voltage (V)	Full Load(mA)	Listed	Listed	Listed	Listed	Listed	Listed	Listed	Listed	Listed
21	SP03300350-Z	100~240V	3.3	350	●	●	●	●	●	●	●	■	●
22	SP03300400-Z	100~240V	3.3	400	●	●	●	●	●	●	●	■	●
23	SP03300450-Z	100~240V	3.3	450	●	●	●	●	●	●	●	■	●
24	SP03300500-Z	100~240V	3.3	500	●	●	●	●	●	●	●	■	●
25	SP03300550-Z	100~240V	3.3	550	●	●	●	●	●	●	●	■	●
26	SP03300600-Z	100~240V	3.3	600	●	●	●	●	●	●	●	■	●
27	SP03300650-Z	100~240V	3.3	650	●	●	●	●	●	●	●	■	●
28	SP03300700-Z	100~240V	3.3	700	●	●	●	●	●	●	●	■	●
29	SP03300750-Z	100~240V	3.3	750	●	●	●	●	●	●	●	■	●
30	SP03300800-Z	100~240V	3.3	800	●	●	●	●	●	●	●	■	●
31	SP03300850-Z	100~240V	3.3	850	●	●	●	●	●	●	●	■	●
32	SP03300900-Z	100~240V	3.3	900	●	●	●	●	●	●	●	■	●
33	SP03300950-Z	100~240V	3.3	950	●	●	●	●	●	●	●	■	●
34	SP03301000-Z	100~240V	3.3	1000	●	●	●	●	●	●	●	■	●
35	SP03301050-Z	100~240V	3.3	1050	●	●	●	●	●	●	●	■	●
36	SP03301100-Z	100~240V	3.3	1100	●	●	●	●	●	●	●	■	●
37	SP03301150-Z	100~240V	3.3	1050	●	●	●	●	●	●	●	■	●
38	SP03301200-Z	100~240V	3.3	1200	●	●	●	●	●	●	●	■	●
39	SP03700300-Z	100~240V	3.7	300	●	●	●	●	●	●	●	■	●
40	SP03700350-Z	100~240V	3.7	350	●	●	●	●	●	●	●	■	●
41	SP03700400-Z	100~240V	3.7	400	●	●	●	●	●	●	●	■	●
42	SP03700450-Z	100~240V	3.7	450	●	●	●	●	●	●	●	■	●
43	SP03700500-Z	100~240V	3.7	500	●	●	●	●	●	●	●	■	●
44	SP03700550-Z	100~240V	3.7	550	●	●	●	●	●	●	●	■	●
45	SP03700600-Z	100~240V	3.7	600	●	●	●	●	●	●	●	■	●
46	SP03700650-Z	100~240V	3.7	650	●	●	●	●	●	●	●	■	●
47	SP03700700-Z	100~240V	3.7	700	●	●	●	●	●	●	●	■	●
48	SP03700750-Z	100~240V	3.7	750	●	●	●	●	●	●	●	■	●
49	SP03700800-Z	100~240V	3.7	800	●	●	●	●	●	●	●	■	●
50	SP03700850-Z	100~240V	3.7	850	●	●	●	●	●	●	●	■	●
51	SP03700900-Z	100~240V	3.7	900	●	●	●	●	●	●	●	■	●
52	SP03700950-Z	100~240V	3.7	950	●	●	●	●	●	●	●	■	●
53	SP03701000-Z	100~240V	3.7	1000	●	●	●	●	●	●	●	■	●

OUTPUT SPEC.

No.	Model No.	INPUT(AC)	OUTPUT(DC)		TUV&CE	CB	BSMI	FCC	UL/CUL	CCC	SAA	PSE	BS
		Full Range	Voltage (V)	Full Load(mA)	Listed	Listed	Listed	Listed	Listed	Listed	Listed	Listed	Listed
54	SP03701050-Z	100~240V	3.7	1050	●	●	●	●	●	●	●	■	●
55	SP03701100-Z	100~240V	3.7	1100	●	●	●	●	●	●	●	■	●
56	SP03701150-Z	100~240V	3.7	1150	●	●	●	●	●	●	●	■	●
57	SP03701200-Z	100~240V	3.7	1200	●	●	●	●	●	●	●	■	●
58	SP04200300-Z	100~240V	4.2	300	●	●	●	●	●	●	●	■	●
59	SP04200350-Z	100~240V	4.2	350	●	●	●	●	●	●	●	■	●
60	SP04200400-Z	100~240V	4.2	400	●	●	●	●	●	●	●	■	●
61	SP04200450-Z	100~240V	4.2	450	●	●	●	●	●	●	●	■	●
62	SP04200500-Z	100~240V	4.2	500	●	●	●	●	●	●	●	■	●
63	SP04200550-Z	100~240V	4.2	550	●	●	●	●	●	●	●	■	●
64	SP04200600-Z	100~240V	4.2	600	●	●	●	●	●	●	●	■	●
65	SP04200650-Z	100~240V	4.2	650	●	●	●	●	●	●	●	■	●
66	SP04200700-Z	100~240V	4.2	700	●	●	●	●	●	●	●	■	●
67	SP04200750-Z	100~240V	4.2	750	●	●	●	●	●	●	●	■	●
68	SP04200800-Z	100~240V	4.2	800	●	●	●	●	●	●	●	■	●
69	SP04200850-Z	100~240V	4.2	850	●	●	●	●	●	●	●	■	●
70	SP04200900-Z	100~240V	4.2	900	●	●	●	●	●	●	●	■	●
71	SP04200950-Z	100~240V	4.2	950	●	●	●	●	●	●	●	■	●
72	SP04201000-Z	100~240V	4.2	1000	●	●	●	●	●	●	●	■	●
73	SP04201050-Z	100~240V	4.2	1050	●	●	●	●	●	●	●	■	●
74	SP04201100-Z	100~240V	4.2	1100	●	●	●	●	●	●	●	■	●
75	SP04201150-Z	100~240V	4.2	1150	●	●	●	●	●	●	●	■	●
76	SP04500300-Z	100~240V	4.5	300	●	●	●	●	●	●	●	■	●
77	SP04500350-Z	100~240V	4.5	350	●	●	●	●	●	●	●	■	●
78	SP04500400-Z	100~240V	4.5	400	●	●	●	●	●	●	●	■	●
79	SP04500450-Z	100~240V	4.5	450	●	●	●	●	●	●	●	■	●
80	SP04500500-Z	100~240V	4.5	500	●	●	●	●	●	●	●	■	●
81	SP04500550-Z	100~240V	4.5	550	●	●	●	●	●	●	●	■	●
82	SP04500600-Z	100~240V	4.5	600	●	●	●	●	●	●	●	■	●
83	SP04500650-Z	100~240V	4.5	650	●	●	●	●	●	●	●	■	●
84	SP04500700-Z	100~240V	4.5	700	●	●	●	●	●	●	●	■	●
85	SP04500750-Z	100~240V	4.5	750	●	●	●	●	●	●	●	■	●
86	SP04500800-Z	100~240V	4.5	800	●	●	●	●	●	●	●	■	●

OUTPUT SPEC.

No.	Model No.	INPUT(AC)	OUTPUT(DC)		TUV&CE	CB	BSMI	FCC	UL/CUL	CCC	SAA	PSE	BS
		Full Range	Voltage (V)	Full Load(mA)	Listed	Listed	Listed	Listed	Listed	Listed	Listed	Listed	Listed
87	SP04500850-Z	100~240V	4.5	850	●	●	●	●	●	●	●	■	●
88	SP04500900-Z	100~240V	4.5	900	●	●	●	●	●	●	●	■	●
89	SP04500950-Z	100~240V	4.5	950	●	●	●	●	●	●	●	■	●
90	SP04501000-Z	100~240V	4.5	1000	●	●	●	●	●	●	●	■	●
91	SP04501050-Z	100~240V	4.5	1050	●	●	●	●	●	●	●	■	●
92	SP04501100-Z	100~240V	4.5	1100	●	●	●	●	●	●	●	■	●
93	SP05000300-Z	100~240V	5.0	300	●	●	●	●	●	●	●	■	●
94	SP05000350-Z	100~240V	5.0	350	●	●	●	●	●	●	●	■	●
95	SP05000400-Z	100~240V	5.0	400	●	●	●	●	●	●	●	■	●
96	SP05000450-Z	100~240V	5.0	450	●	●	●	●	●	●	●	■	●
97	SP05000500-Z	100~240V	5.0	500	●	●	●	●	●	●	●	■	●
98	SP05000550-Z	100~240V	5.0	550	●	●	●	●	●	●	●	■	●
99	SP05000600-Z	100~240V	5.0	600	●	●	●	●	●	●	●	■	●
100	SP05000650-Z	100~240V	5.0	650	●	●	●	●	●	●	●	■	●
101	SP05000700-Z	100~240V	5.0	700	●	●	●	●	●	●	●	■	●
102	SP05000750-Z	100~240V	5.0	750	●	●	●	●	●	●	●	■	●
103	SP05000800-Z	100~240V	5.0	800	●	●	●	●	●	●	●	■	●
104	SP05000850-Z	100~240V	5.0	850	●	●	●	●	●	●	●	■	●
105	SP05000900-Z	100~240V	5.0	900	●	●	●	●	●	●	●	■	●
106	SP05000950-Z	100~240V	5.0	950	●	●	●	●	●	●	●	■	●
107	SP05001000-Z	100~240V	5.0	1000	●	●	●	●	●	●	●	■	●
108	SP05250300-Z	100~240V	5.25	300	●	●	●	●	●	●	●	■	●
109	SP05250350-Z	100~240V	5.25	350	●	●	●	●	●	●	●	■	●
110	SP05250400-Z	100~240V	5.25	400	●	●	●	●	●	●	●	■	●
111	SP05250450-Z	100~240V	5.25	450	●	●	●	●	●	●	●	■	●
112	SP05250500-Z	100~240V	5.25	500	●	●	●	●	●	●	●	■	●
113	SP05250550-Z	100~240V	5.25	550	●	●	●	●	●	●	●	■	●
114	SP05250600-Z	100~240V	5.25	600	●	●	●	●	●	●	●	■	●
115	SP05250650-Z	100~240V	5.25	650	●	●	●	●	●	●	●	■	●
116	SP05250700-Z	100~240V	5.25	700	●	●	●	●	●	●	●	■	●
117	SP05250750-Z	100~240V	5.25	750	●	●	●	●	●	●	●	■	●
118	SP05250800-Z	100~240V	5.25	800	●	●	●	●	●	●	●	■	●
119	SP05250850-Z	100~240V	5.25	850	●	●	●	●	●	●	●	■	●

OUTPUT SPEC.

No.	Model No.	INPUT(AC)	OUTPUT(DC)		TUV&CE	CB	BSMI	FCC	UL/CUL	CCC	SAA	PSE	BS
		Full Range	Voltage (V)	Full Load(mA)	Listed	Listed	Listed	Listed	Listed	Listed	Listed	Listed	Listed
120	SP05250900-Z	100~240V	5.25	900	●	●	●	●	●	●	●	■	●
121	SP05250950-Z	100~240V	5.25	950	●	●	●	●	●	●	●	■	●
122	SP05500300-Z	100~240V	5.5	300	●	●	●	●	●	●	●	■	●
123	SP05500350-Z	100~240V	5.5	350	●	●	●	●	●	●	●	■	●
124	SP05500400-Z	100~240V	5.5	400	●	●	●	●	●	●	●	■	●
125	SP05500450-Z	100~240V	5.5	450	●	●	●	●	●	●	●	■	●
126	SP05500500-Z	100~240V	5.5	500	●	●	●	●	●	●	●	■	●
127	SP05500550-Z	100~240V	5.5	550	●	●	●	●	●	●	●	■	●
128	SP05500600-Z	100~240V	5.5	600	●	●	●	●	●	●	●	■	●
129	SP05500650-Z	100~240V	5.5	650	●	●	●	●	●	●	●	■	●
130	SP05500700-Z	100~240V	5.5	700	●	●	●	●	●	●	●	■	●
131	SP05500750-Z	100~240V	5.5	750	●	●	●	●	●	●	●	■	●
132	SP05500800-Z	100~240V	5.5	800	●	●	●	●	●	●	●	■	●
133	SP05500850-Z	100~240V	5.5	850	●	●	●	●	●	●	●	■	●
134	SP05500900-Z	100~240V	5.5	900	●	●	●	●	●	●	●	■	●
135	SP05800300-Z	100~240V	5.8	300	●	●	●	●	●	●	●	■	●
136	SP05800350-Z	100~240V	5.8	350	●	●	●	●	●	●	●	■	●
137	SP05800400-Z	100~240V	5.8	400	●	●	●	●	●	●	●	■	●
138	SP05800450-Z	100~240V	5.8	450	●	●	●	●	●	●	●	■	●
139	SP05800500-Z	100~240V	5.8	500	●	●	●	●	●	●	●	■	●
140	SP05800550-Z	100~240V	5.8	550	●	●	●	●	●	●	●	■	●
141	SP05800600-Z	100~240V	5.8	600	●	●	●	●	●	●	●	■	●
142	SP05800650-Z	100~240V	5.8	650	●	●	●	●	●	●	●	■	●
143	SP05800700-Z	100~240V	5.8	700	●	●	●	●	●	●	●	■	●
144	SP05800750-Z	100~240V	5.8	750	●	●	●	●	●	●	●	■	●
145	SP05800800-Z	100~240V	5.8	800	●	●	●	●	●	●	●	■	●
146	SP05800850-Z	100~240V	5.8	850	●	●	●	●	●	●	●	■	●
147	SP06000300-Z	100~240V	6.0	300	●	●	●	●	●	●	●	■	●
148	SP06000350-Z	100~240V	6.0	350	●	●	●	●	●	●	●	■	●
149	SP06000400-Z	100~240V	6.0	400	●	●	●	●	●	●	●	■	●
150	SP06000450-Z	100~240V	6.0	450	●	●	●	●	●	●	●	■	●
151	SP06000500-Z	100~240V	6.0	500	●	●	●	●	●	●	●	■	●
152	SP06000550-Z	100~240V	6.0	550	●	●	●	●	●	●	●	■	●

No.	Model No.	INPUT(AC)	OUTPUT(DC)		TUV & CE	CB	BSMI	FCC	UL/CUL	CCC	SAA	PSE	BS
		Full Range	Voltage (V)	Full Load(mA)	Listed	Listed	Listed	Listed	Listed	Listed	Listed	Listed	Listed
153	SP06000600-Z	100~240V	6.0	600	●	●	●	●	●	●	●	■	●
154	SP06000650-Z	100~240V	6.0	650	●	●	●	●	●	●	●	■	●
155	SP06000700-Z	100~240V	6.0	700	●	●	●	●	●	●	●	■	●
156	SP06000750-Z	100~240V	6.0	750	●	●	●	●	●	●	●	■	●
157	SP06000800-Z	100~240V	6.0	800	●	●	●	●	●	●	●	■	●
158	SP06200300-Z	100~240V	6.2	300	●	●	●	●	●	●	●	■	●
159	SP06200350-Z	100~240V	6.2	350	●	●	●	●	●	●	●	■	●
160	SP06200400-Z	100~240V	6.2	400	●	●	●	●	●	●	●	■	●
161	SP06200450-Z	100~240V	6.2	450	●	●	●	●	●	●	●	■	●
162	SP06200500-Z	100~240V	6.2	500	●	●	●	●	●	●	●	■	●
163	SP06200550-Z	100~240V	6.2	550	●	●	●	●	●	●	●	■	●
164	SP06200600-Z	100~240V	6.2	600	●	●	●	●	●	●	●	■	●
165	SP06200650-Z	100~240V	6.2	650	●	●	●	●	●	●	●	■	●
166	SP06200700-Z	100~240V	6.2	700	●	●	●	●	●	●	●	■	●
167	SP06200750-Z	100~240V	6.2	750	●	●	●	●	●	●	●	■	●
168	SP06200800-Z	100~240V	6.2	800	●	●	●	●	●	●	●	■	●
169	SP06500300-Z	100~240V	6.5	300	●	●	●	●	●	●	●	■	●
170	SP06500350-Z	100~240V	6.5	350	●	●	●	●	●	●	●	■	●
171	SP06500400-Z	100~240V	6.5	400	●	●	●	●	●	●	●	■	●
172	SP06500450-Z	100~240V	6.5	450	●	●	●	●	●	●	●	■	●
173	SP06500500-Z	100~240V	6.5	500	●	●	●	●	●	●	●	■	●
174	SP06500550-Z	100~240V	6.5	550	●	●	●	●	●	●	●	■	●
175	SP06500600-Z	100~240V	6.5	600	●	●	●	●	●	●	●	■	●
176	SP06500650-Z	100~240V	6.5	650	●	●	●	●	●	●	●	■	●
177	SP06500700-Z	100~240V	6.5	700	●	●	●	●	●	●	●	■	●
178	SP06500750-Z	100~240V	6.5	750	●	●	●	●	●	●	●	■	●
179	SP07000300-Z	100~240V	7.0	300	●	●	●	●	●	●	●	■	●
180	SP07000350-Z	100~240V	7.0	350	●	●	●	●	●	●	●	■	●
181	SP07000400-Z	100~240V	7.0	400	●	●	●	●	●	●	●	■	●
182	SP07000450-Z	100~240V	7.0	450	●	●	●	●	●	●	●	■	●
183	SP07000500-Z	100~240V	7.0	500	●	●	●	●	●	●	●	■	●
184	SP07000550-Z	100~240V	7.0	550	●	●	●	●	●	●	●	■	●
185	SP07000600-Z	100~240V	7.0	600	●	●	●	●	●	●	●	■	●
186	SP07000650-Z	100~240V	7.0	650	●	●	●	●	●	●	●	■	●

OUTPUT SPEC.

No.	Model No.	INPUT(AC)	OUTPUT(DC)		TUV&CE	CB	BSMI	FCC	UL/CUL	CCC	SAA	PSE	BS
		Full Range	Voltage (V)	Full Load(mA)	Listed	Listed	Listed	Listed	Listed	Listed	Listed	Listed	Listed
187	SP07000700-Z	100~240V	7.0	700	●	●	●	●	●	●	●	■	●
188	SP07500200-Z	100~240V	7.5	200	●	●	●	●	●	●	●	■	●
189	SP07500250-Z	100~240V	7.5	250	●	●	●	●	●	●	●	■	●
190	SP07500300-Z	100~240V	7.5	300	●	●	●	●	●	●	●	■	●
191	SP07500350-Z	100~240V	7.5	350	●	●	●	●	●	●	●	■	●
192	SP07500400-Z	100~240V	7.5	400	●	●	●	●	●	●	●	■	●
193	SP07500450-Z	100~240V	7.5	450	●	●	●	●	●	●	●	■	●
194	SP07500500-Z	100~240V	7.5	500	●	●	●	●	●	●	●	■	●
195	SP07500550-Z	100~240V	7.5	550	●	●	●	●	●	●	●	■	●
196	SP07500600-Z	100~240V	7.5	600	●	●	●	●	●	●	●	■	●
197	SP07500650-Z	100~240V	7.5	650	●	●	●	●	●	●	●	■	●
198	SP08000300-Z	100~240V	8.0	300	●	●	●	●	●	●	●	■	●
199	SP08000350-Z	100~240V	8.0	350	●	●	●	●	●	●	●	■	●
200	SP08000400-Z	100~240V	8.0	400	●	●	●	●	●	●	●	■	●
201	SP08000450-Z	100~240V	8.0	450	●	●	●	●	●	●	●	■	●
202	SP08000500-Z	100~240V	8.0	500	●	●	●	●	●	●	●	■	●
203	SP08000550-Z	100~240V	8.0	550	●	●	●	●	●	●	●	■	●
204	SP08000600-Z	100~240V	8.0	600	●	●	●	●	●	●	●	■	●
205	SP09000300-Z	100~240V	9.0	300	●	●	●	●	●	●	●	■	●
206	SP09000350-Z	100~240V	9.0	350	●	●	●	●	●	●	●	■	●
207	SP09000400-Z	100~240V	9.0	400	●	●	●	●	●	●	●	■	●
208	SP09000450-Z	100~240V	9.0	450	●	●	●	●	●	●	●	■	●
209	SP09000500-Z	100~240V	9.0	500	●	●	●	●	●	●	●	■	●
210	SP09000550-Z	100~240V	9.0	550	●	●	●	●	●	●	●	■	●
211	SP09600300-Z	100~240V	9.6	300	●	●	●	●	●	●	●	■	●
212	SP09600350-Z	100~240V	9.6	350	●	●	●	●	●	●	●	■	●
213	SP09600400-Z	100~240V	9.6	400	●	●	●	●	●	●	●	■	●
214	SP09600450-Z	100~240V	9.6	450	●	●	●	●	●	●	●	■	●
215	SP10000300-Z	100~240V	10.0	300	●	●	●	●	●	●	●	■	●
216	SP10000350-Z	100~240V	10.0	350	●	●	●	●	●	●	●	■	●
217	SP10000400-Z	100~240V	10.0	400	●	●	●	●	●	●	●	■	●
218	SP10000450-Z	100~240V	10.0	450	●	●	●	●	●	●	●	■	●
219	SP12000300-Z	100~240V	12.0	300	●	●	●	●	●	●	●	■	●
220	SP12000350-Z	100~240V	12.0	350	●	●	●	●	●	●	●	■	●

New 5W Series of Switching Power Adaptor

OUTPUT SPEC.

No.	Model No.	INPUT(AC)	OUTPUT(DC)		TUV&CE	CB	BSMI	FCC	UL/CUL	CCC	SAA	PSE	BS
		Full Range	Voltage (V)	Full Load(mA)	Listed	Listed	Listed	Listed	Listed	Listed	Listed	Listed	Listed
221	SP12000400-Z	100~240V	12.0	400	●	●	●	●	●	●	●	■	●
222	SP12500300-Z	100~240V	12.5	300	●	●	●	●	●	●	●	■	●
223	SP12500350-Z	100~240V	12.5	350	●	●	●	●	●	●	●	■	●
224	SP12500400-Z	100~240V	12.5	400	●	●	●	●	●	●	●	■	●
225	SP13000200-Z	100~240V	13.0	200	●	●	●	●	●	●	●	■	●
226	SP13000250-Z	100~240V	13.0	250	●	●	●	●	●	●	●	■	●
227	SP13000300-Z	100~240V	13.0	300	●	●	●	●	●	●	●	■	●
228	SP13000350-Z	100~240V	13.0	350	●	●	●	●	●	●	●	■	●
229	SP13500200-Z	100~240V	13.5	200	●	●	●	●	●	●	●	■	●
230	SP13500250-Z	100~240V	13.5	250	●	●	●	●	●	●	●	■	●
231	SP13500300-Z	100~240V	13.5	300	●	●	●	●	●	●	●	■	●
232	SP13500350-Z	100~240V	13.5	350	●	●	●	●	●	●	●	■	●

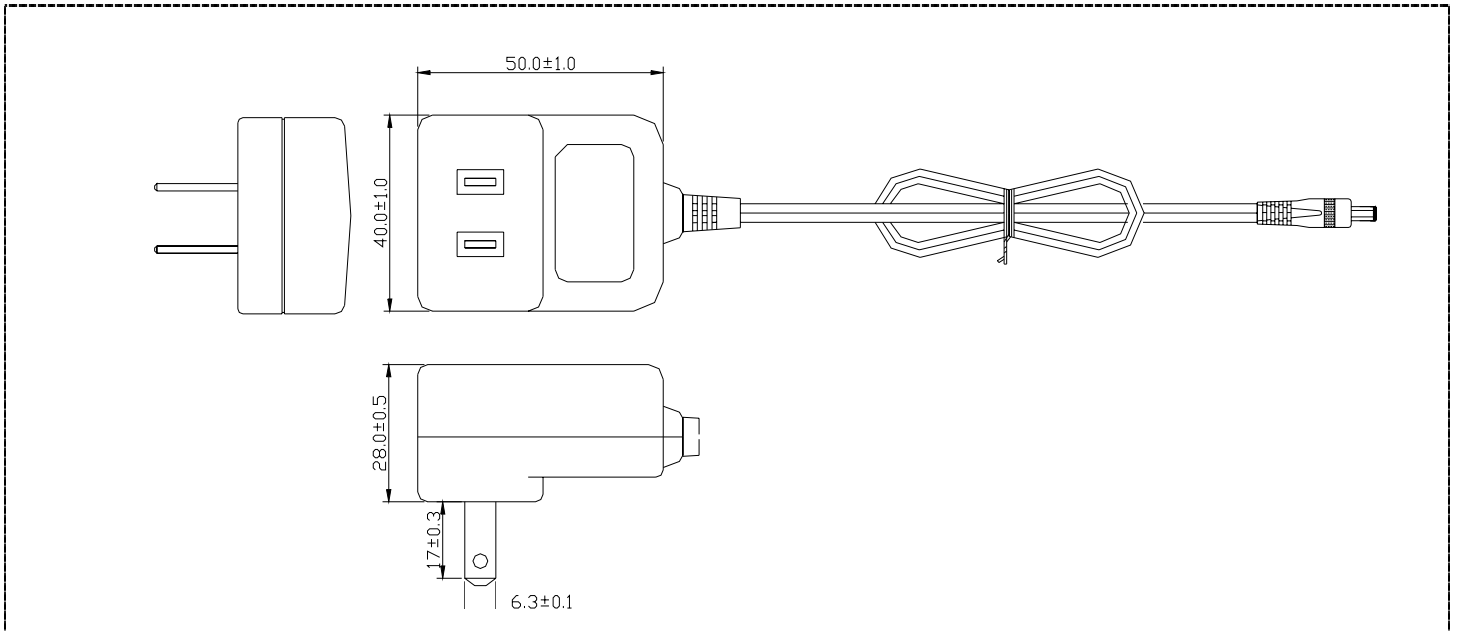
EMI/RFI	FCC part 15, Subpart J Class B
Leakage Current	250 μ A max@240Vac/50Hz
Hold-up Time	12mS min@115Vac full load
Input Connector	Wall mount
Cable Length	1.8M

ENVIRONMENTAL SPEC.

Operating Temperature : 0°C to + 40°C

Storage Temperature : - 20°C to + 80°C

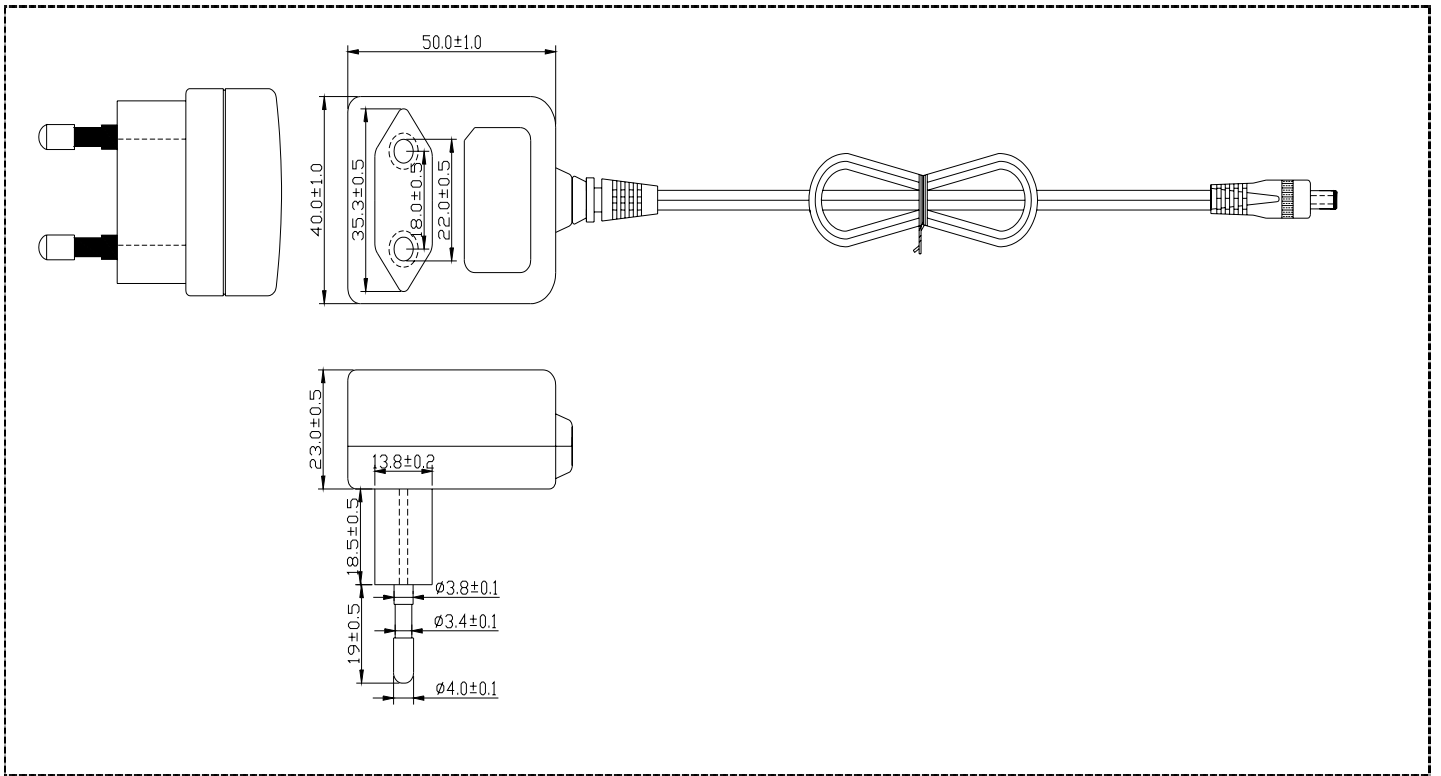
OUTLINE DRAWING for CA/USA (mm)



New 5W Series of Switching Power Adaptor

SPEC LIN
Enterprise Co.,Ltd.
REV DATE: 2006.04.10

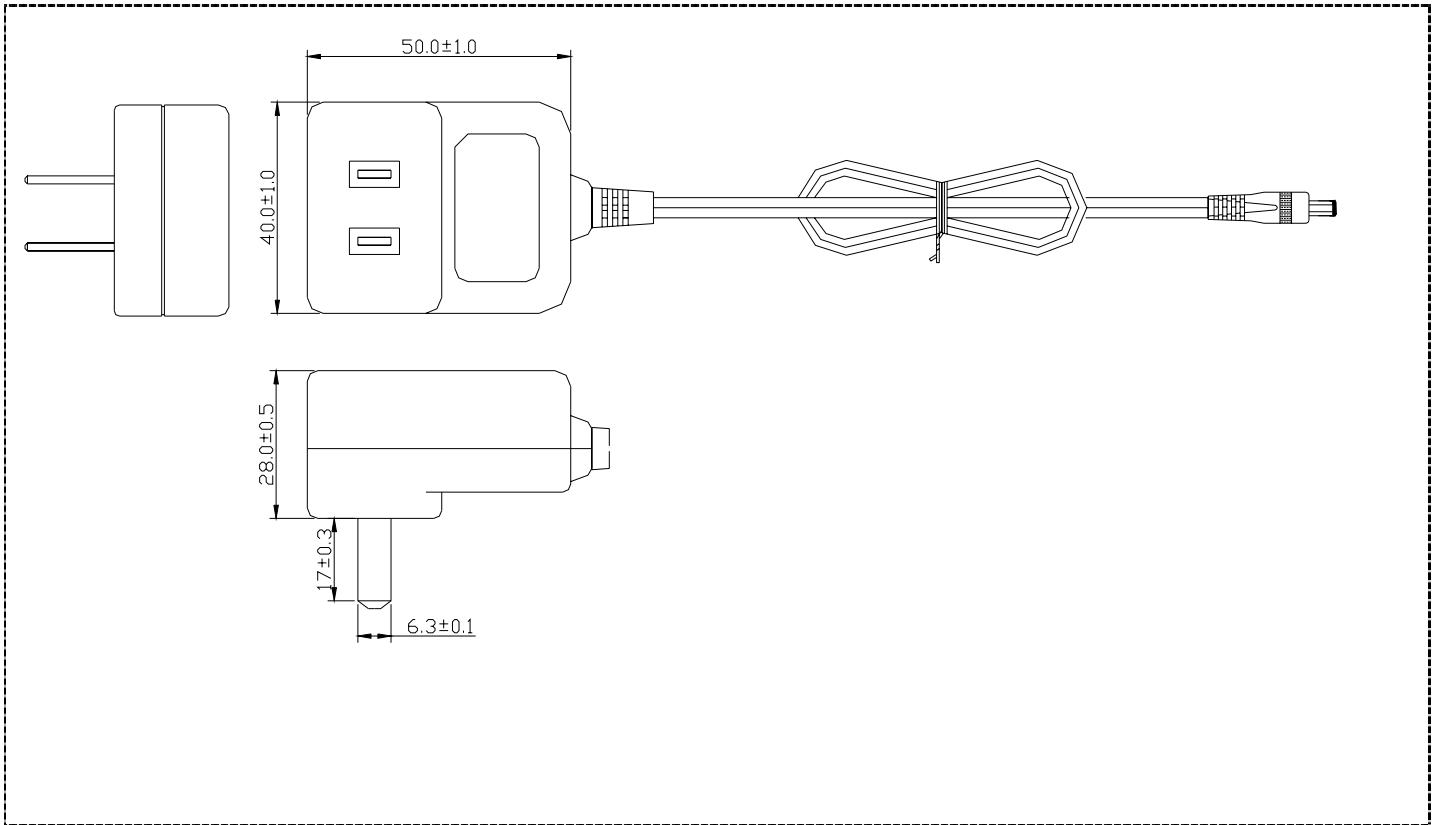
OUTLINE DRAWING for DE (mm)



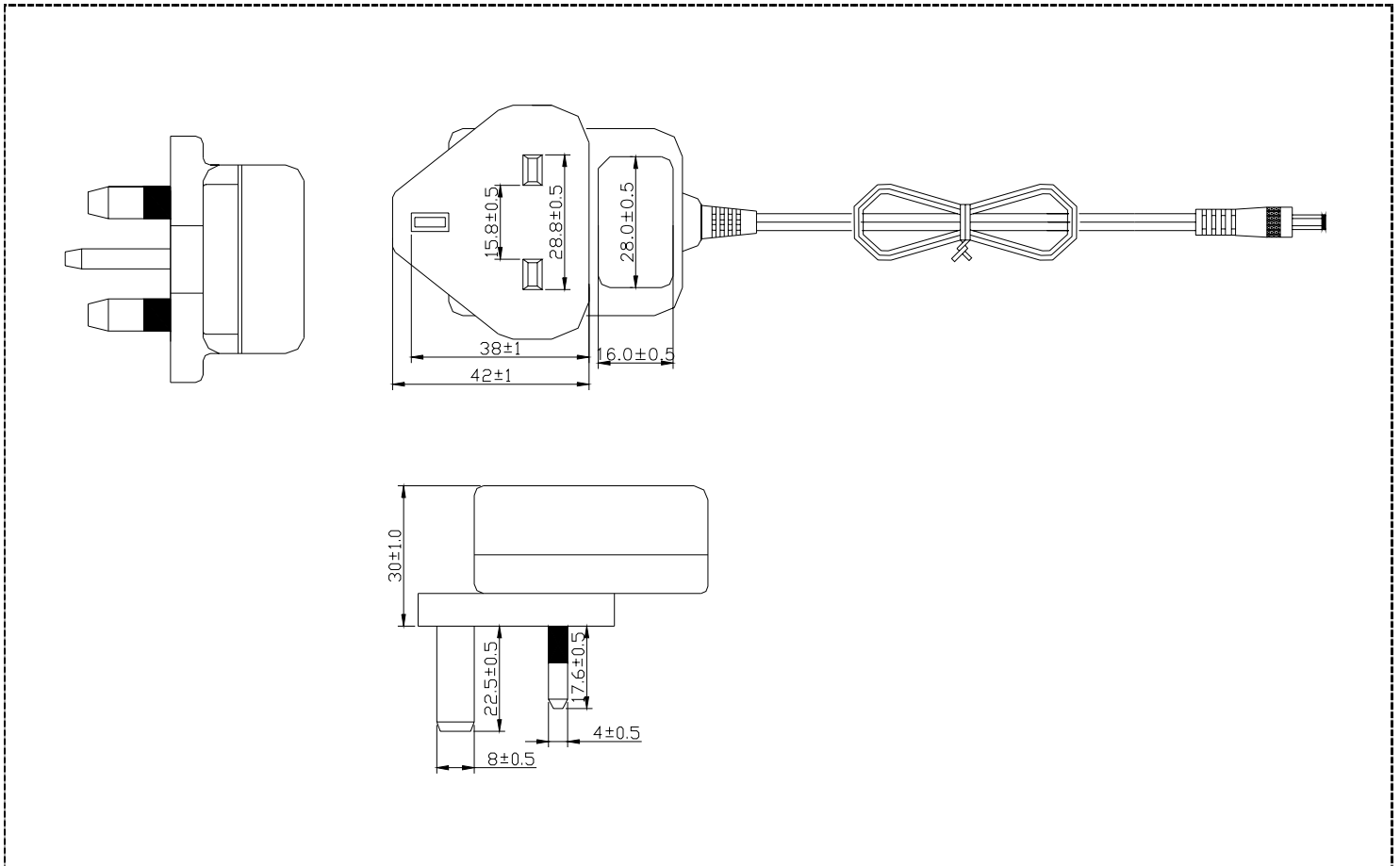
New 5W Series of Switching Power Adaptor

SPEC LIN
Enterprise Co.,Ltd.
REV DATE: 2006.04.10

OUTLINE DRAWING for CCC (mm)



OUTLINE DRAWING for BS (mm)



18W Series of Switching Power Adaptor

SPEC LIN
Enterprise Co.,Ltd.
REV DATE: 2006.04.10

OUTLINE DRAWING for AS/NZS (mm)

