

ADSL Transformer

SPECIFICATIONS :

ELECTRICAL :

D.C. RESISTANCE : 10-8 = 0.65 OHMS MAX.± 10%

9-7 = 0.65 OHMS MAX.± 10%

1-3 = 0.59 OHMS MAX.± 10%

2-4 = 0.59 OHMS MAX.± 10%

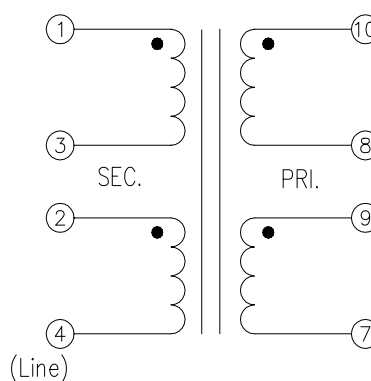
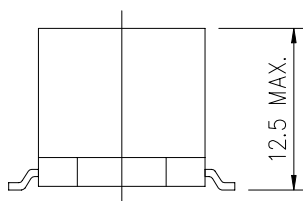
INDUCTANCE : 470 μ H ± 10%, @10KHz,100mVAC 10-7(TIE 8+9) ,Ls

URNS RATIO : (10-8):(9-7)= 1 : 1 ± 1%

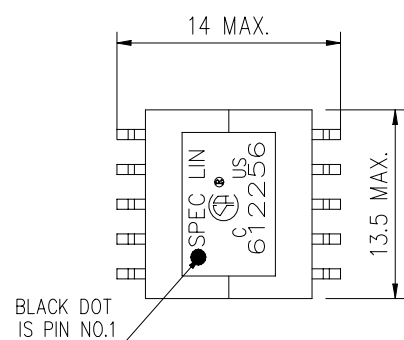
(10-8):(1-3)= 1 : 1 ± 1%

LEAKAGE INDUCTANCE (1-5) : 10.0 μ H MAX. 100KHz, 100mVAC ,10-7(TIE 8+9 , 1+3 ,2+4) ,Ls

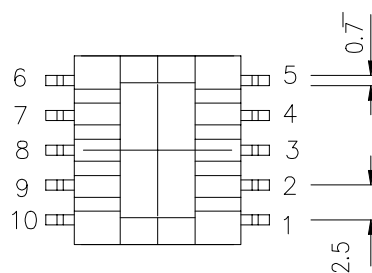
HI-POT TEST : 1250 VAC



SCHEMATIC



TOP VIEW



BOTTOM VIEW

SPEC LIN ENTERPRISE CO. LTD.

2F, No. 6, ALLEY 17, LANE 42, CHUNG HSING N. ST.
SAN CHUNG CITY, TAIPEI, TAIWAN

TEL: 886-2-29991394 FAX: 886-2-22781629

AGENCY NO.

UL NO. : E181559

CSA NO. : LR107869

ISO 9002 : 036809750

DRAWING NO.

612256

UNITS
mm

SHEET
1 OF 1

